

OUR CABIN LIFT FOR PUBLIC & COMMERCIAL BUILDINGS

Aritco PublicLift Cabin

Datasheet 2024

The lift is designed with simplicity in mind. It looks, feels, performs and operates like a conventional passenger lift. With no machine room or deep pit required, it offers complete freedom in design and simple usability, providing total safety in use. The energy efficient traction drive and fully automatic telescopic doors make it a versatile, cost effective passenger lifting solution.

Several advantages offered by Aritco PublicLift Cabin:

- Design, sizes and options tailored for public environments
- Minimum interventions in the building
- One of the lowest maintenance and operating costs on the market
- Cabin control: Automatic "one-touch"
- Eurocode 3 compliant

For more information please visit aritco.com




ARITCO™

Aritco Lift AB
Elektronikhöjden 14, Box 516
175 26 Järfälla, Sweden

T: +46 (0) 8 120 401 00
E: info@aritco.com
www.aritco.com

Explore

Aritco PublicLift Cabin*

Key features

The lift is designed with simplicity in mind. It looks, feels, performs and operates like a conventional passenger lift. With no machine room or deep pit required, it offers complete freedom in design and simple usability, providing total safety in use. The energy efficient traction drive and fully automatic telescopic doors make it a versatile, cost effective passenger lifting solution. Several advantages offered by Aritco PublicLift Cabin: Design, sizes and options tailored for public environments, Minimum interventions in the building, The lowest maintenance and operating costs on the market, Cabin control: Automatic "one-touch", Eurocode 3 compliant.

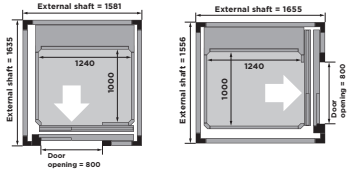


Sizes

1000 x 1240 mm and 1140 x 1400 mm, with or without a self supporting structure, plus customization possibilities.

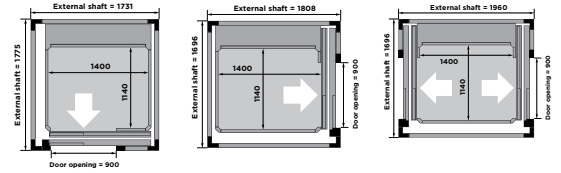
Size: 1000 x 1240 mm
Rated load: 400 kg
Wheelchair: A or B with attendant*

Self supporting structure with telescopic doors.



Size: 1140 x 1400 mm
Rated load: 400 kg
Wheelchair: A or B with attendant*

Self supporting structure with telescopic doors.



* National guidelines may apply. Wheelchair Type A and B according to EN 12183/EN 12184.

Doors

3 different door types to choose from. 2-,3- or 4-panel fully automatic telescopic sliding doors in various materials. Fire rated door is optional.

Lift color

Can be painted in any RAL color from the RAL K7 classic chart



Cabin color

Can be painted in any RAL color from the RAL classic chart K7



Glass

2 different glass types to choose from.

STANDARD
Clear glass




OPTIONAL
Tinted glass



Floor

9 different floorings.



Installation environment

Indoor & Outdoor

Type of lift

Platform lift intended for installation in public and commercial environments.

Drive system

Double belt traction drive system

Motor

1.7 kW motor
(2.2 kW with counterweight)

Rated speed

Max 0.15m/s inside Europe

Technical compliance

European Machine directive 2006/42/EC
European standard

Emergency lowering

Battery-powered

Travel height

250 - 14 600 mm

Top height

Min. 2 600

Number of floors

2 to 5 floors

Installation

Recessed installation 120-140 mm below floor
Installed directly on floor with ramp

Operation

Control from carrier control panel. Press one time to operate lift

Power supply

230 V 1-phase

Warranty

Aritco PublicLift Cabin comes with a 5-year warranty.
The screw-and-nut assembly has a 10-year warranty



*Only available in the UK and Nordic market.

**It is also possible to order the lift without a floor, which enables you to put in your own flooring alternative. The flooring at dealers care is regulated so that your flooring can not be thicker than <20mm and below 20kg/m2.