

# Aritco LiftGuide BIM FILEΣ

Datasheet 2024

## - Aritco LiftGuide configurator serving you BIM files in Revit and IFC4 format

Once again we can present a new, to the world, innovation. We have created a tool for easy generation of project specific **BIM files**.

The purpose is to enable the planning and placement in a building of an Aritco platform lift by creating 3D models of project specific lifts in a very easy way.

The **BIM files** will be available via the Aritco LiftGuide on the Aritco homepage.

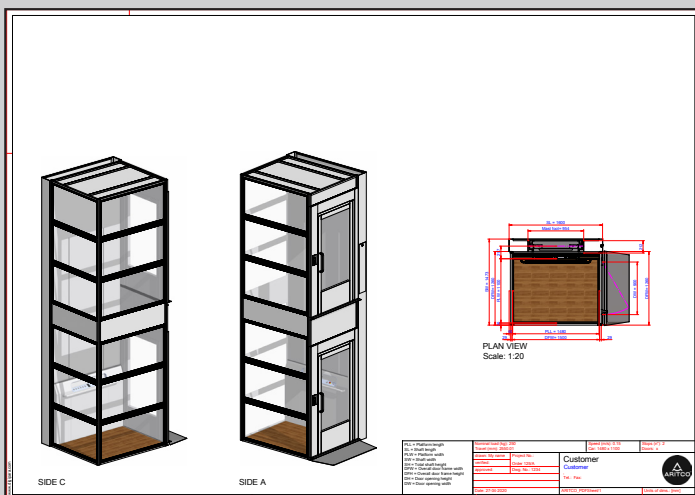
The creation of **BIM files** is available for the Aritco PublicLift Access to start with. More models will follow.

After configuration choices made in the LiftGuide, where an initial graphic representation of the lift is available, the user has the possibility to download **BIM files** representing the actual configuration.

Files will be available in Revit format as well as the general IFC4 format.



## BIM FILE



**Aritco Lift AB**  
Elektronikhöjden 14, Box 516  
175 26 Järfälla, Sweden

T: +46 (0) 8 120 401 00  
E: info@aritco.com  
www.aritco.com

# HOW TO GENERATE A BIM FILE

To create a BIM file for a project specific lift you start in the Aritco LiftGuide (liftguide.aritco.com).

When basic parameters like height of the lift, number of stops, door placements and others are set you click the button "Generate BIM files".

This will open a new form where additional, even more specific parameters can be set. Parameters like placement of the electrical cabinet, door types, door size and the fixing points for the lift.

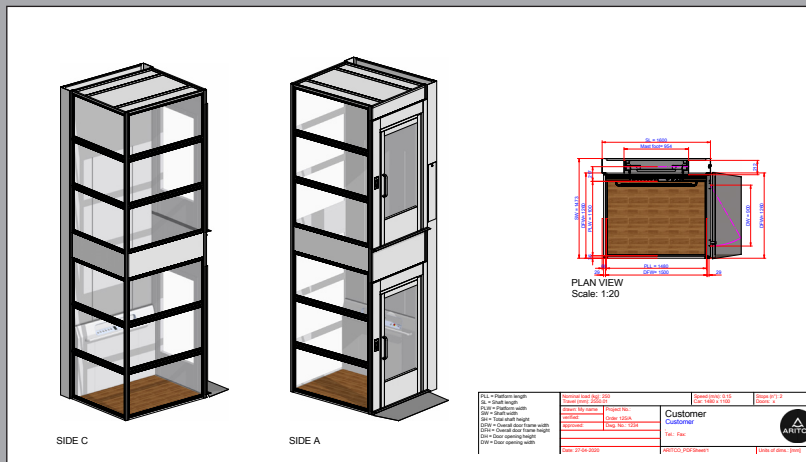
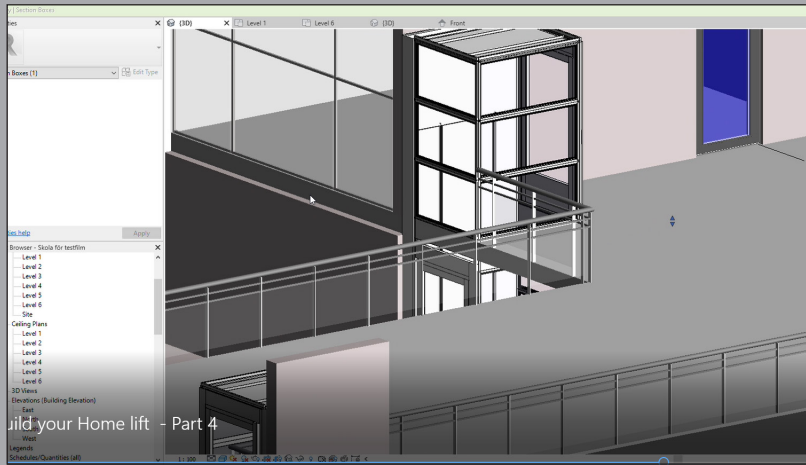
As soon as you are done with the project specific selections you can move down the form and make selections of what file types you want to download as well as additional choices related to the BIM file format.

We are providing two main BIM file formats, one is the RFA format, which is the native Revit format. Revit being the market leading CAD tool used all over the world. You can also choose the IFC4 format, which is a generic BIM format which can be read by all CAD software.

The files will be sent to you in an email, you will find links for getting the actual BIM files in the formats you have selected and there will also be a link to return to the configuration made in LiftGuide. This is of course necessary if you want to make changes to your configuration and download a new file with the updated parameters.

To get an illustration of the 3D models we have added the possibility to get a pdf file showing the project specific lift in a 3D view. The PDF file can be selected when requesting the generation of the BIM file.

Now if you have access to a professional CAD software you can import the Aritco BIM file of your project specific lift and start to work with it in your design or building project.



## GENERATE BIM FILES

PLEASE COMPLETE WITH THE FOLLOWING SELECTIONS IN ORDER TO GENERATE A COMPLETE BIM FILE.

Installation Type

Outdoor

OUTDOOR only available in this size (1100x1480)

Electrical Cabinet Position

Number of Fixing Points

Fixing Point Position 1

### DOOR POSITIONS

#### 1A

Door Type

Door Opening Width

Door Opening Height

Door Hinge Side

External Door Opener

Door Canopy

#### 2A

Door Type

Door Opening Width

Door Opening Height

Door Hinge Side

External Door Opener

Door Canopy

### CHOOSE FILE TYPES

- IFC4
- LDBIM
- PDF
- RFA
- ALL
- ALTERNATE DRAWING

### CHOOSE LEVEL OF DETAIL

Available for IFC4 and LDBIM. Required for RFA.

- LOD100
- LOD300
- LODMAX
- ALL

- Revit BIM Properties
- IFC BIM Properties
- COBI BIM Properties

## Download BIM Files

ENTER YOUR DETAILS BELOW TO REQUEST YOUR BIM FILES. YOU WILL RECEIVE AN EMAIL WITH A LINK TO DOWNLOAD YOUR FILES.

Your first name:

Your last name:

Your email:

Repeat email:

Phone Nr:

Country:

Message:

Contact me by:

I agree to Aritco's [Privacy Policy](#)